

322394/0024-3
S362/00100



S 362/00100 - 3, 4, 5

Thermoelement-Punkt-Schweiagert 0,5+1m

322394/0024-4
S362/00100




Thermoelement-Punkt-Schweiagert 0,5+1m

322394/0024-5
S362/00100



Thermoelement-Punkt-Schweiagert 0,5+1m



COOPERHEAT

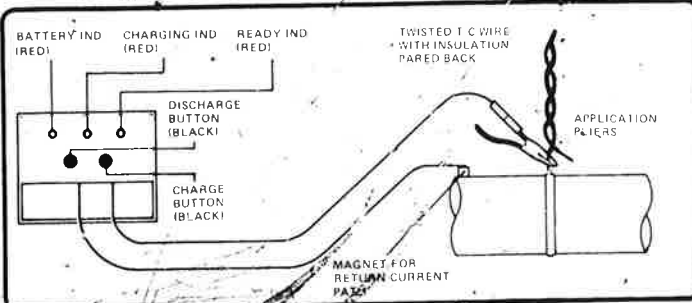
TAU OPERATING INSTRUCTIONS

HOW TO FIX A THERMOCOUPLE TO A PIPE WELD. Ensure that the twisted-pair thermocouple still has 12in. of wire left. Using the cutting pliers inside the 'TAU' case, pare back the asbestos covering at the end of each wire by 3/8in (9.5mm) leaving bare wire. Grip one of the wires with the pliers and hold against the pipe where it is desired to make the junction. **BE SURE TO CHECK THAT THE PLIERS DO NOT TOUCH THE PIPE.**

Clamp return lead to pipe using magnet on a clear area adjacent to weld. Press the charge button until light shows 'charged'. When in position depress the discharge button which allows current to flow through the wire and makes a miniature spot weld. Repeat the exercise on the second wire holding this to the pipe surface 1/4in (max.) away from the first wire. Every night, re-charge the battery by plugging in the unit to

120V AC	240V AC supply
---------	----------------

DO'S AND DON'T'S:
DO clean the area where the thermocouple is to be attached with a file or wire brush.



after use. Simply plug into a convenient

120V AC	240V AC supply
---------	----------------

DON'T let any bare wire come into contact with the pipe. This can cause a secondary hot junction thus giving in correct readings.
DON'T store the unit with the connection pliers in a 'charged' condition.

DO ensure that the application pliers are clean.
DO ensure that the wire connection to the magnet is secure.
DO ensure the supply of T.C. wire in the compartment provided.
DON'T forget to put the unit on charge


Western Division
COOPERHEAT INC.
 815 E. Middlefield Rd.
 Mountain View, California 94043.
 Tel: 415-961-2720.
 Telex: 348312.

Southern Division,
COOPERHEAT INC.
 5153 Blalock Road,
 Houston, Texas 77041.
 Tel: 713-462-3000.
 Telex: 76-2035.

COOPERHEAT INC.
 1421 - 29 Pinewood St.
 Rahway,
 New Jersey 07065.
 Tel: 201-388-4500.
 Telex: 138148.

COOPERHEAT OF CANADA LTD
 2746 Slough St.
 Mississauga
 Ontario L4T 1G3.
 Tel: 416-677-7546
 Telex: 06968785

COOPERHEAT UNITED KINGDOM
 164 Lord Street,
 Southport,
 England PR9 0QH
 Tel: 0704-33633
 Telex: 67417



COOPERHEAT

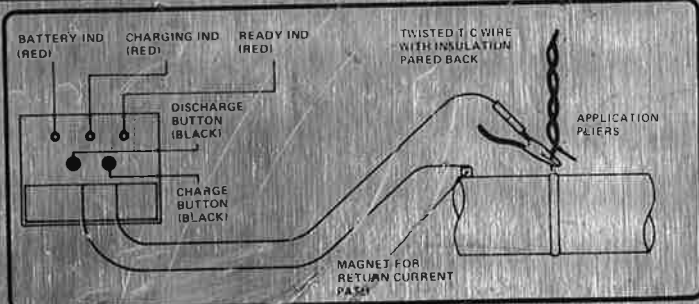
TAU OPERATING INSTRUCTIONS

HOW TO FIX A THERMOCOUPLE TO A PIPE WELD. Ensure that the twisted-pair thermocouple still has 12in. of wire left. Using the cutting pliers inside the 'TAU' case, pare back the asbestos covering at the end of each wire by 3/8in (9.5mm) leaving bare wire. Grip one of the wires with the pliers and hold against the pipe where it is desired to make the junction. **BE SURE TO CHECK THAT THE PLIERS DO NOT TOUCH THE PIPE.**

Clamp return lead to pipe using magnet on a clear area adjacent to weld. Press the charge button until light shows 'charged'. When in position depress the discharge button which allows current to flow through the wire and makes a miniature spot weld. Repeat the exercise on the second wire holding this to the pipe surface 1/4in (max.) away from the first wire. Every night, re-charge the battery by plugging in the unit to

120V AC	240V AC supply
---------	----------------

DO'S AND DON'T'S:
DO clean the area where the thermocouple is to be attached with a file or wire brush.



after use. Simply plug into a convenient

120V AC	240V AC supply
---------	----------------

DON'T let any bare wire come into contact with the pipe. This can cause a secondary hot junction thus giving in correct readings.
DON'T store the unit with the connection pliers in a 'charged' condition.

DO ensure that the application pliers are clean.
DO ensure that the wire connection to the magnet is secure.
DO ensure the supply of T.C. wire in the compartment provided.
DON'T forget to put the unit on charge

Western Division
COOPERHEAT INC.
 815 E. Middlefield Rd.
 Mountain View, California 94043.
 Tel: 415-961-2720.
 Telex: 348312.

Southern Division,
COOPERHEAT INC.
 5153 Blalock Road,
 Houston, Texas 77041.
 Tel: 713-462-3000.
 Telex: 76-2035.

COOPERHEAT INC.
 1421 - 29 Pinewood St.
 Rahway,
 New Jersey 07065.
 Tel: 201-388-4500.
 Telex: 138148.

COOPERHEAT OF CANADA LTD
 2746 Slough St.
 Mississauga
 Ontario L4T 1G3.
 Tel: 416-677-7546
 Telex: 06968785

COOPERHEAT UNITED KINGDOM
 164 Lord Street,
 Southport,
 England PR9 0QH
 Tel: 0704-33633
 Telex: 67417